

## User Details

## Mailbox:

rtest@process.nz

## Created:

Temporarily Unavailable

## Usage:

Temporarily Unavailable

## Service:

Hosted Email

## Status

Online

## Locked

No

## Send/Receive

Online

## Password

Valid

## Inbound (Secure IMAP):

secure.emailsrvr.com  
(Port 993)

## Outbound (Secure SMTP):

secure.emailsrvr.com  
(Ports 465 or 587)

## Webmail:

webmail.emailsrvr.com

## Postmaster:

postmaster.emailsrvr.com


## System Status Page:

status.emailsrvr.com

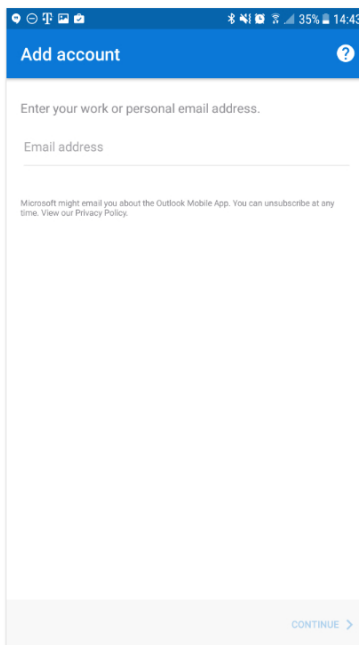
Dashboard / Configure / Android: Outlook for Android (IMAP)

## Android: Outlook for Android (IMAP)

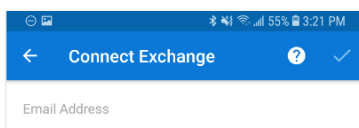
1. Download the Outlook for Android app from the Play Store [here](#)
2. Once it downloads, open it, and tap the blue **Get Started** button

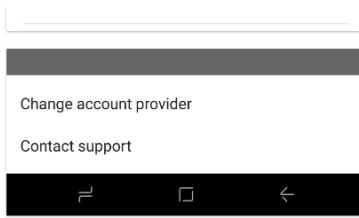


3. Enter your email address: `rtest@process.nz`




4. Tap **Continue**
5. Now, the app by default will choose Exchange. Tap on the white Question Mark icon on the top left
6. Then tap **Change account provider**





7. Select IMAP, at the bottom



8. Enable the **Advanced Settings** slider

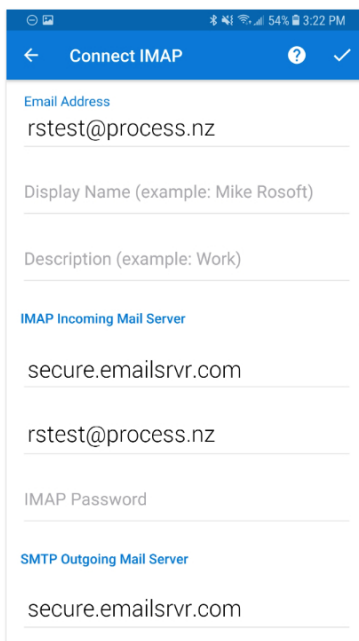
9. Enter the following settings on the screen, as shown below:

**Email:** rstest@process.nz  
**Display Name:** Your name  
**Description:** something to help you distinguish the account

**IMAP Incoming Server:** secure.emailsrvr.com  
**Username:** rstest@process.nz  
**Password:** Your mailbox password

**SMTP Outgoing Server:** secure.emailsrvr.com  
**Username:** rstest@process.nz  
**Password:** Your mailbox password

Once you're done, click the checkbox on the top right corner

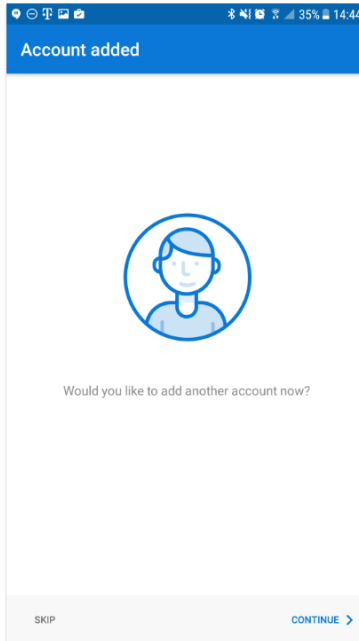


rstest@process.nz

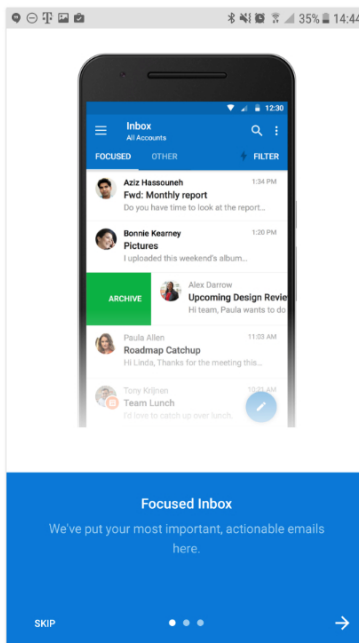
SMTP Password

ADVANCED SETTINGS ☒

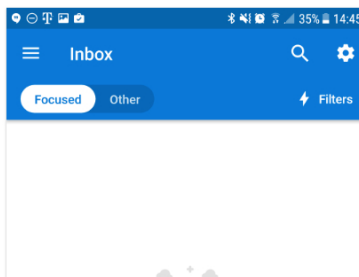
10. Tap **Skip** to skip adding another account



11. You may go through the app tutorial by clicking on the arrow on the bottom right, or tap **Skip** to skip it



12. Once you see the mailbox screen, you are all set! It may take a few minutes to download mail depending on a variety of factors.





Please wait while we download your messages.  
This may take a moment to download, depending upon  
size of your inbox or network connection.



Don't forget about your other devices! [Click here](#) to set up a computer, tablet, or phone.

Was this article helpful?

✓ Yes

✗ No